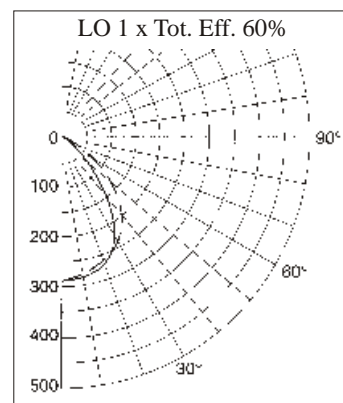



# Manarf-Lux

oprawy oświetleniowe  
luminaires manufacture

## oprawy do sufitów podwieszanych gipsowo-kartonowych fitting recessed for plasterboard ceilings

### GAMMA LO 1 X 18 W - 36 W - 58 W

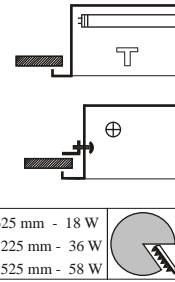
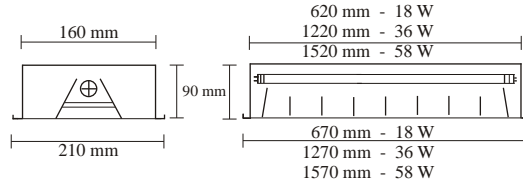
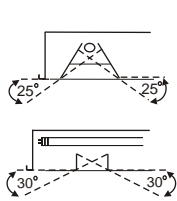


#### OPRAWA DO SUFITÓW PODWIESZANYCH KARTONOWO-GIPSOWYCH

- Korpus: z blachy stalowej, malowany farbami proszkowymi w kolorze białym.  
Dyfuzor: Raster wykonany z aluminium o wysokim połysku, odbły niki w kształcie litery V, poprzeczki proste z aluminium ryflowanego.  
Okablowanie: Zasilanie 230V/50Hz, kondensator kompensujący.  
Normatywy: Produkt wykonany zgodnie z norm : PN-EN 60598-CEI-34-21, stopie zabezpieczenia zgodnie z norm EN 60529.

#### RECESSED CEILING LIGHTS FOR PLASTERBOARD CEILING

- Body: in pressed steel, powder coated, white colour.  
Diffuser: Very pure aluminium reflector with optical, lamellar, transverse striped screens.  
Electric gear: 230V/50Hz, condenser for ballast.  
Regulations: Manufactured in compliance with PN-EN 60598-CEI-34-21 standards.  
The level of protection complies with the EN 60529 standard.



165 x 625 mm - 18 W  
 165 x 1225 mm - 36 W  
 165 x 1525 mm - 58 W

**LUMINAIRES**

**SELECTION TABLES**

Type of light sources	standard lamp				three phospor lamp			
Luminous flux	1150 lm				1350 lm			
Height 3 m. - 0,80 m.								
Average light intensity	300 lux	500 lux	300 lux	500 lux	300 lux	500 lux	300 lux	500 lux
Area [m2]	No. of luminaires		No. of luminaires		No. of luminaires		No. of luminaires	
60	33,7	56,2	28,7	47,9	14,4	23,9	11,6	19,3
80	44,9	74,9	38,3	63,8	19,1	31,9	15,4	25,7
100	56,2	93,6	47,9	79,8	23,9	39,9	19,3	32,1
200	102,8	171,4	87,6	146,0	27,0	45,0	23,0	38,0

**LO 1 X 18 W**

Type of light sources	standard lamp				three phospor lamp			
Luminous flux	1150 lm				1350 lm			
Height 3 m. - 0,80 m.								
Average light intensity	300 lux	500 lux	300 lux	500 lux	300 lux	500 lux	300 lux	500 lux
Area [m2]	No. of luminaires		No. of luminaires		No. of luminaires		No. of luminaires	
60	33,7	56,2	28,7	47,9	14,4	23,9	11,6	19,3
80	44,9	74,9	38,3	63,8	19,1	31,9	15,4	25,7
100	56,2	93,6	47,9	79,8	23,9	39,9	19,3	32,1
200	102,8	171,4	87,6	146,0	27,0	45,0	23,0	38,0

**LO 1 X 36 W**

Type of light sources	standard lamp				three phospor lamp			
Luminous flux	2700 lm				3350 lm			
Height 3 m. - 0,80 m.								
Average light intensity	300 lux	500 lux	300 lux	500 lux	300 lux	500 lux	300 lux	500 lux
Area [m2]	No. of luminaires		No. of luminaires		No. of luminaires		No. of luminaires	
60	9,3	15,6	7,5	12,4	4,6	7,8	2,3	3,9
80	12,5	20,8	9,9	16,6	6,1	10,3	2,9	4,9
100	15,6	25,9	12,4	20,7	7,8	12,9	3,6	6,1
200	23,0	39,0	19,0	31,0	11,5	19,5	5,5	9,1

**LO 1 X 58 W**

Type of light sources	standard lamp				three phospor lamp			
Luminous flux	4150 lm				5200 lm			
Height 3 m. - 0,80 m.								
Average light intensity	300 lux	500 lux	300 lux	500 lux	300 lux	500 lux	300 lux	500 lux
Area [m2]	No. of luminaires		No. of luminaires		No. of luminaires		No. of luminaires	
60	9,3	15,6	7,5	12,4	4,6	7,8	2,3	3,9
80	12,5	20,8	9,9	16,6	6,1	10,3	2,9	4,9
100	15,6	25,9	12,4	20,7	7,8	12,9	3,6	6,1
200	23,0	39,0	19,0	31,0	11,5	19,5	5,5	9,1